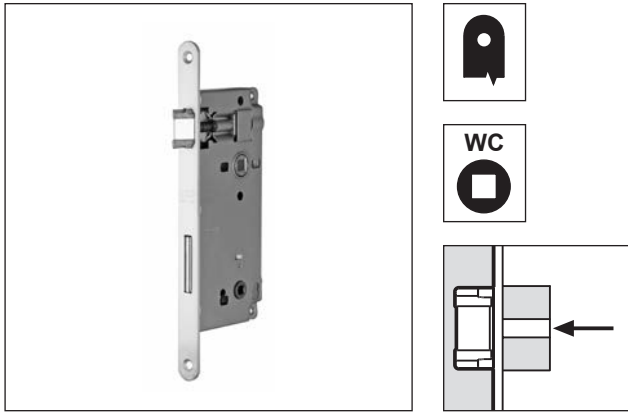


**Mod. 590 round ends with bathroom lock, 90 mm centre,
18 mm forend**



Description

Embedded lock with spring latch and bolt. 90 mm centre. 18 mm forend with round ends. Bathroom version: with hub for 6 mm doorknob spindle and a single 50 mm backset. Steel forend and lockcase. Made entirely of steel with patented co-moulded self-lubricating latch and steel bolt. Reversible spring latch. Case with holes for handle installation using through screws.

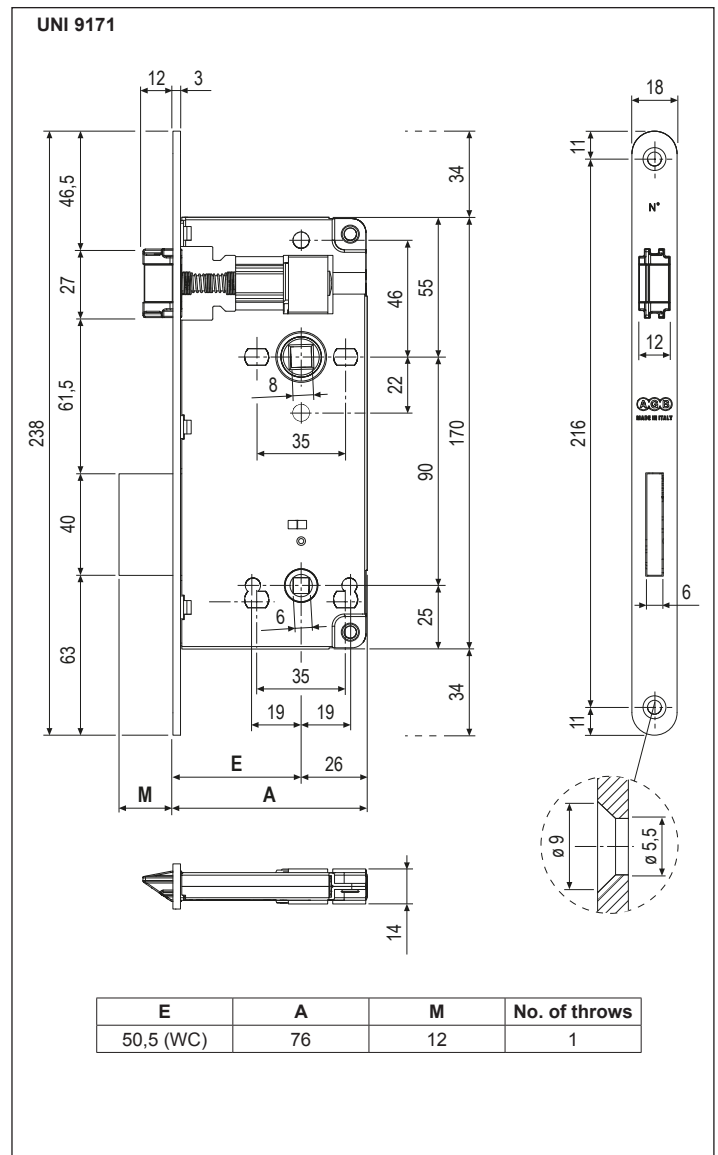
Application

For interior timber doors. Specially suitable for doors with narrow stiles.


Mounting

Prepare cutout and mill the panel according to the dimensions shown in the diagram. Fasten with 2 screws, 4 mm diameter, of suitable length. To reverse the spring latch, push it out of the forend by pushing with a screwdriver against the screw on the back, then rotate it.

Note. The striker, selected according to the construction type, must be ordered separately.



Order Specifications

Material	SALES CODE			
	Ref.	Backset	Finish	
STEEL	B00598	50	XX	6 mm

Note. Refer to the price list in force to check the availability of the finishes.